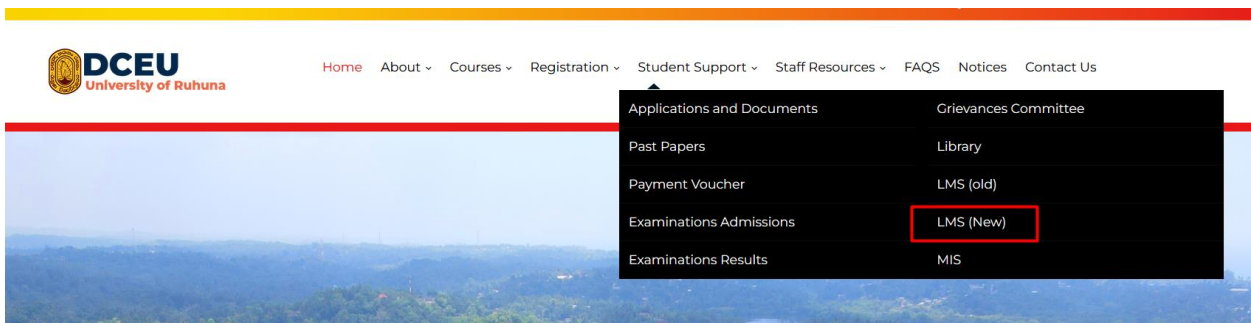


# LMS Guide

## 1. Navigate to LMS

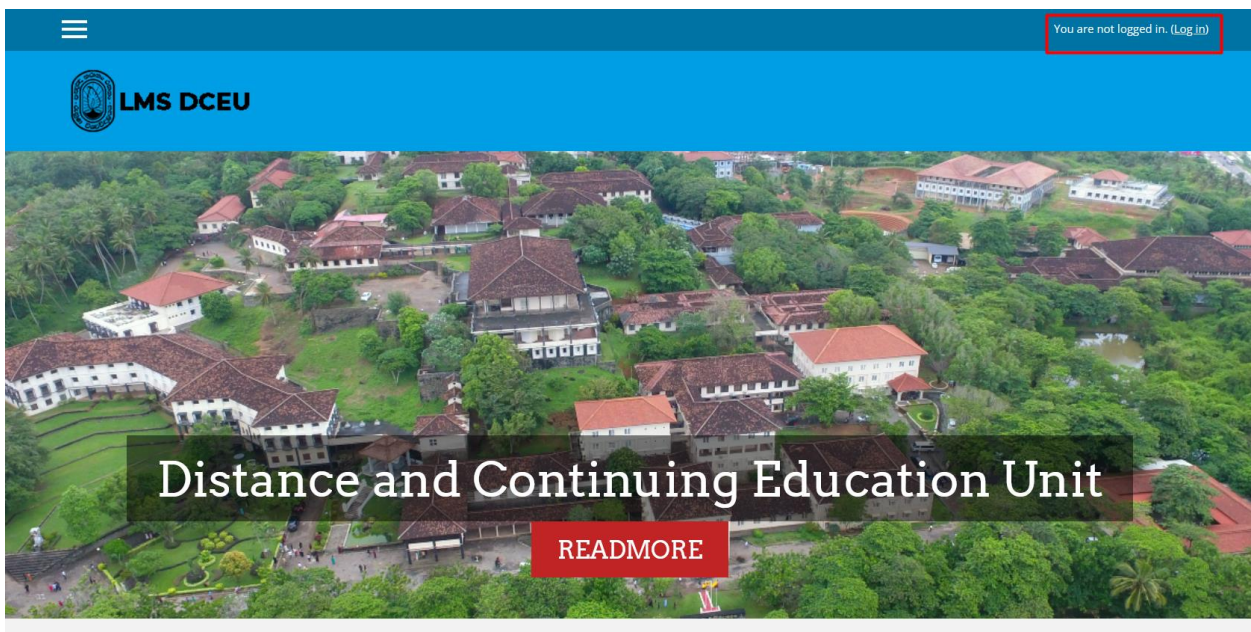
To navigate to LMS, please go to dceu web first  
Then navigate to “**Student Support**” and then click on “**LMS(New)**”

Note – for the first semester old lms was used and now you have enrolled with new LMS



## 2. Login to LMS

After navigate to **LMS new** you will get interface like below and then click **login** option.



Then window like below will appear. Then type your username and password as instructed below.

Username – Registration Number in Full Format

Password – NIC (**Note – you have to use simple v letter and no spaces with characters**)  
For BA External Degree

Eg1 : Username - [RU/DCEU/HS/2020/19/33254](#)  
Password - [892658698v](#)

Eg2 : Username - [RU/EXT/A/2009/26511](#)  
Password - [198826083657](#)

For Certificate/Diploma Programmes

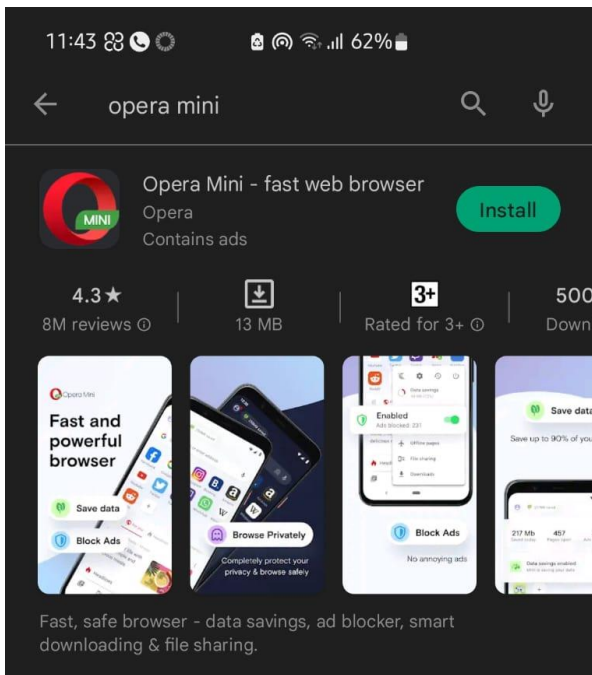
Eg1 : Username - [RU/DCEU/DHRM/2021/187](#)  
Password – [198926083657](#)

Eg1 : Username - [RU/DCEU/DPC/2022/187](#)  
Password - [198926083657](#)

The screenshot shows the login interface for the Distance and Continuing Education Unit - Learning Management System. The page has a white background with a light gray border. At the top, the title "Distance and Continuing Education Unit - Learning Management System" is displayed in a large, bold, red font. Below the title, there is a login form on the left and a sidebar on the right. The login form consists of two input fields: "Username" and "Password", both with light gray borders. Below the "Password" field is a checkbox labeled "Remember username". At the bottom of the form is a red button with the text "LOG IN" in white. The sidebar on the right contains three items: a blue link "Forgotten your username or password?", a message "Cookies must be enabled in your browser" with a question mark icon, and another message "Some courses may allow guest access". At the bottom of the sidebar is a blue button with the text "LOG IN AS A GUEST" in white.

Note – If you are login to LMS using mobile device and if there is any issue with login please install “**opera mini**” browser to you mobile and try again with login. still if there is an issue please email your issue with your contact details to [sysanalyst@dceu.ruh.ac.lk](mailto:sysanalyst@dceu.ruh.ac.lk).

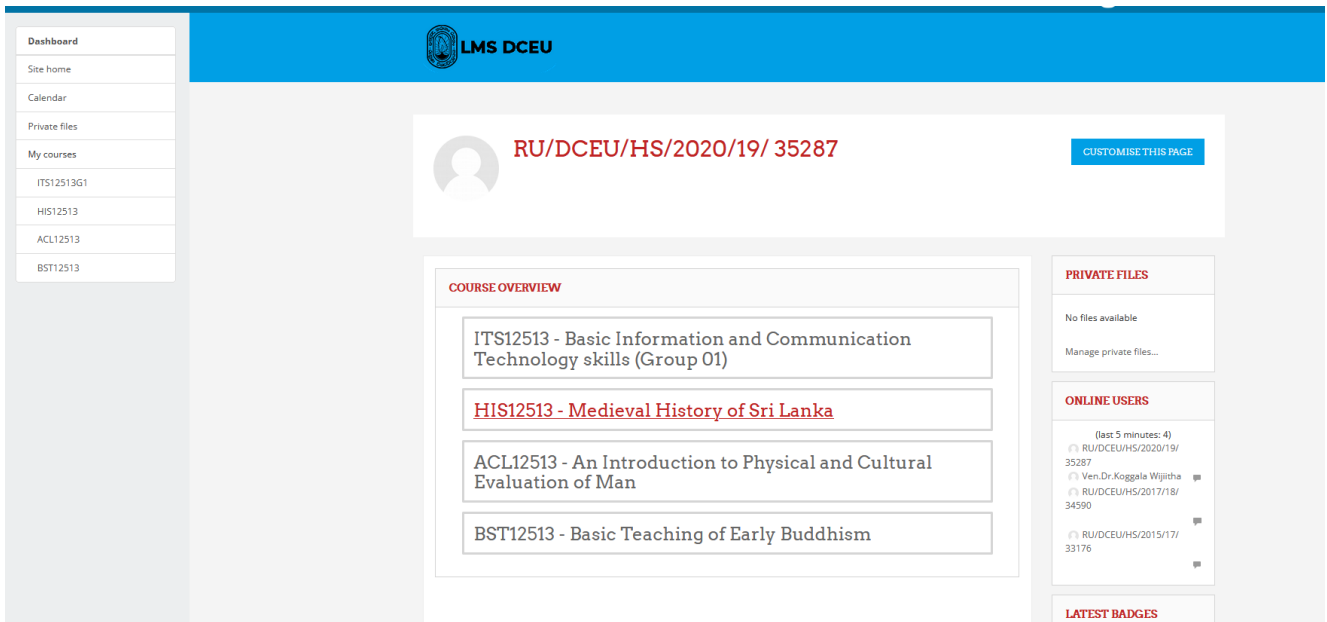
Opera browser shows like below in you mobile devices.



### 3. Navigation in LMS

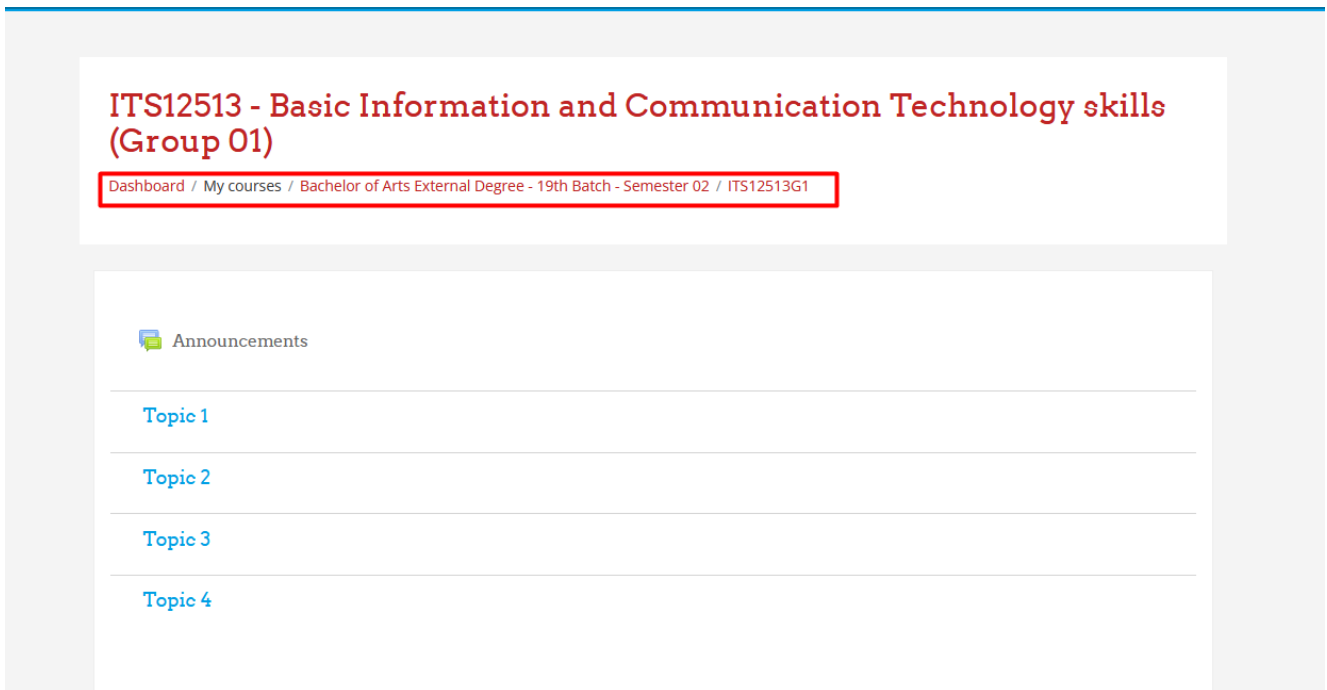
After successfully login window will appear like below. Then your enrolled courses will listed as below.

If you need



you can click on any courses and get zoom links and related course materials when published.

Then if you need to go home (Dashboard showed in above). You can click on Dashboard in navigation



**Note - If you are using another person computer, after your works please logout from your account using below option. Further don't change any given data related you.**

